

# BASSnet BI Dashboard 1.3 Release Notes

## Product Release Information

<b>Product:</b>	BASSnet™ BI Dashboard
<b>Release Number:</b>	BID1.3
<b>Release Date:</b>	29 December 2023
<b>Customer Support:</b>	For more information or support, please visit our website <a href="http://www.bassnet.no/">http://www.bassnet.no/</a>

## This release addresses the following:

This release note describes all the changes in BASSnet BI Dashboard from version 1.2 to version 1.3. Any further changes to the items in this note, if any, will be reflected in subsequent Patch Release Note documents.

## Table of Contents

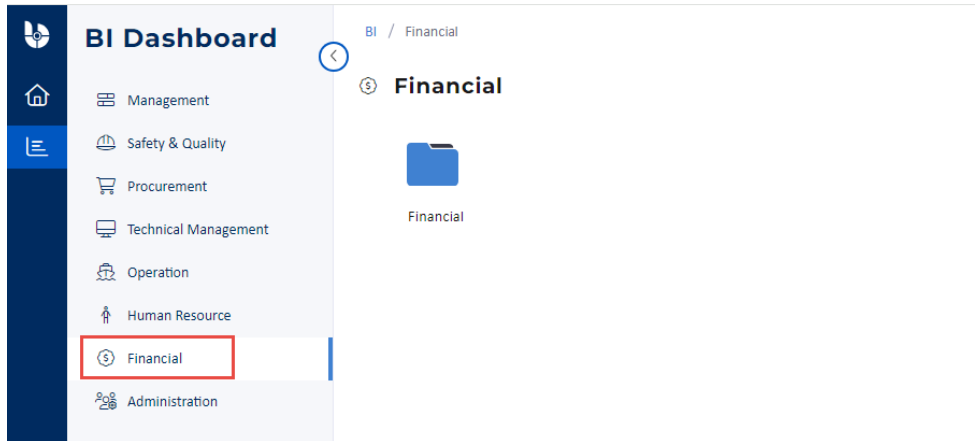
Front-End Enhancements .....	2
New BI Reports .....	3
1. Technical Management .....	3
2. Safety & Quality .....	3
3. Human Resource.....	4
BI Data Warehouse Enhancements .....	5
Fixes .....	6

## Front-End Enhancements

This section lists enhancements to the front-end user interface and general features in the system.

### ❑ **Standardised terminology**

[CR 11983] In this release, the **'Finance'** domain has been renamed to **'Financial'** to provide a more accurate representation of the functionality associated with the Financials dashboard and consistent with commonly used terminology.



## New BI Reports

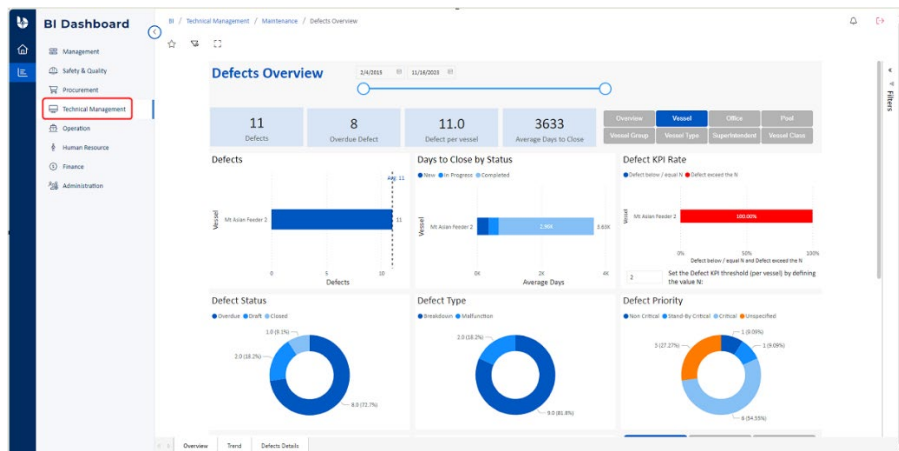
[CR 15073] Three new BI Reports have been introduced in version 1.3, as described below.

### 1. Technical Management

- ❑ A new BI Maintenance Report named **Defects Overview** is now available in the **Technical Management** domain.

This report displays a comprehensive summary of reported defects and KPIs, including metrics such as the total number of overdue defects, defects per vessel rate, average days to close a defect report, defect status, type, priority, cost, and a breakdown of the defect failure modes and causes.

This report also provides flexibility with multiple comparison options (e.g., by vessel, office, pool, vessel group, vessel type, vessel class, and superintendent) and enables users to drill down to the transaction record level for Defect reports in BASSnet Maintenance.

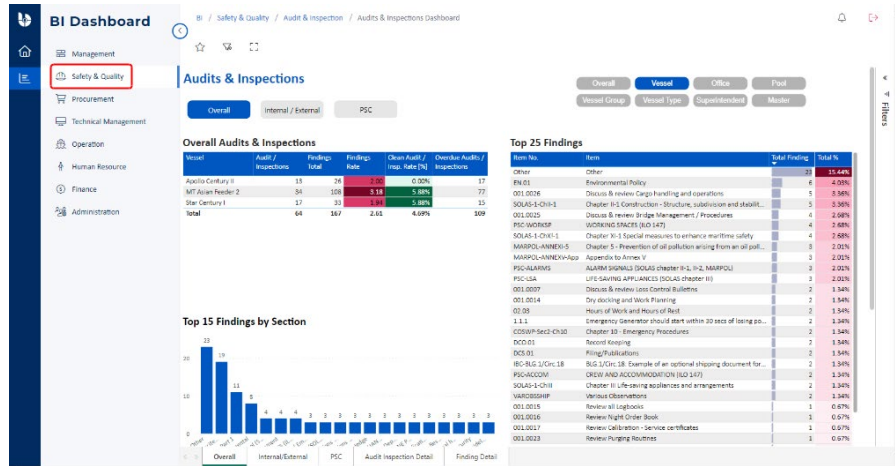


### 2. Safety & Quality

- ❑ A new BI SAFIR Report named **Audits & Inspections Dashboard** is now available in the **Safety & Quality** domain.

This report provides an overview of all internal, external, and PSC audits and inspections carried out and their associated KPIs (e.g. the count/rate of NC, Obs., and Def. findings, clean Audit/Inspection rate, overdue reports, top findings, root causes, etc.) with various comparison options (e.g. by vessel, office, pool, vessel group, vessel type, superintendent, and master).

Drill down is available in the details for quick access to specific Audit/Inspection records and Findings (NC, Obs., Def.) in the BASSnet SAFIR module.

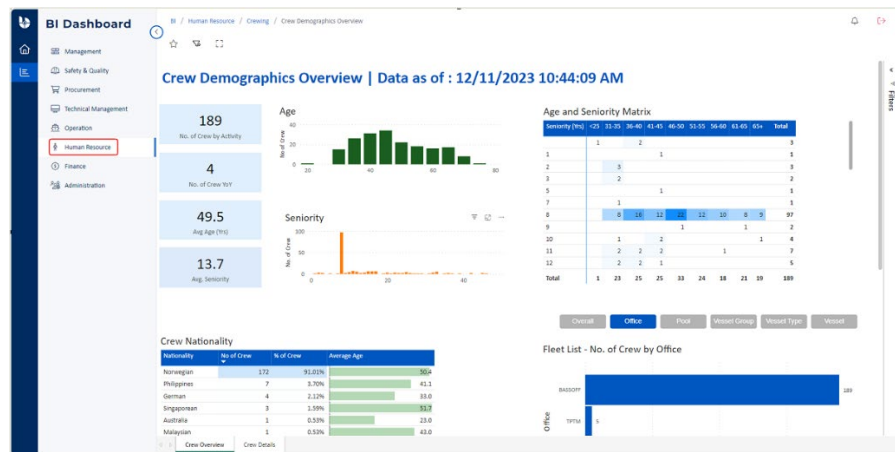


### 3. Human Resource

- ❑ A new BI Crewing Report named **Crew Demographics Overview** is now available in the **Human Resource** domain.

This report provides an overview of crew demographics and KPIs, including crew count, year-over-year (YoY) changes, average age, average seniority, and breakdowns by age, seniority, nationality, rank, and gender.

The purpose of this report is to gain insights into the workforce composition, aiding better decision-making for optimal crew management and resource allocation.



## BI Data Warehouse Enhancements

This section lists enhancements made to the BI Dashboard Data Warehouse.

### ❑ New Tables and Data Elements in BI Dashboard

Since version 1.2, many new Tables and Data Elements have been added to the system to allow users to extract a larger variety of data into their BI Reports.

The following table displays the updates by domain in BI Dashboard from versions 1.2 to 1.3:

Version	Description
<b>BID 1.3</b>	<b>Updates:</b> Crewing Procurement Safety & Quality Technical Management

*Figure 1 - BI Dashboard DB Objects updated in the latest version 1.3*

### **BID 1.3**

With the addition of new ETL, tables, and data elements to support the newly released Safety & Quality, Technical Management and Crewing reports, there has been an increase in data elements compared to BID 1.2. The increase is also attributed to an update in Procurement report data elements.

### ❑ Technical Documentation and Data Dictionary

Technical documentation and the Data Dictionary for all BI Reports have been updated to include all the latest changes and reports introduced up to version 1.3.

## Fixes

The following fixes have been applied to improve key areas of the system:

**Updates to Observation Root Cause**

[79900] The Observation Root Cause data in the **Observation Analysis** report has been updated to reflect the latest enhancements in BASSnet 2.11 SP2. This ensures that the system is able to extract and display the latest root cause data in the report.

---End of Document---