

BASSnet BI Dashboard 1.3 HF4-000 Release Notes

Product Release Information

Product:	BASSnet™ BI Dashboard
Release Number:	BID1.3 HF4-000 (BN2.11 SP3 HF7-000 Compliant)
Release Date:	28 February 2025
Customer Support:	For more information or support, please visit our website http://www.bassnet.no/

This release addresses the following:

This release note describes the system corrections (as reported by Customers) and new enhancements, if any, made in BASSnet BI Dashboard 1.3 carried out in the Hotfix 4-000 patch released on 28th February 2025.

Table of Contents

New Report: Document Distribution Status.....	2
Enhancement: GDPR Feature	3
Enhancement: Crew Demographics Overview Report.....	4
Enhancement: Procure to Pay Average Days Report	4
Enhancement: Procurement Efficiency KPI Report.....	5
Enhancement: Maintenance Overview Report	6
Enhancement: Drill Compliance Analysis Report	7
Enhancement: Fleet World Map Report	8
BI Data Warehouse Enhancements	9

New Report: Document Distribution Status

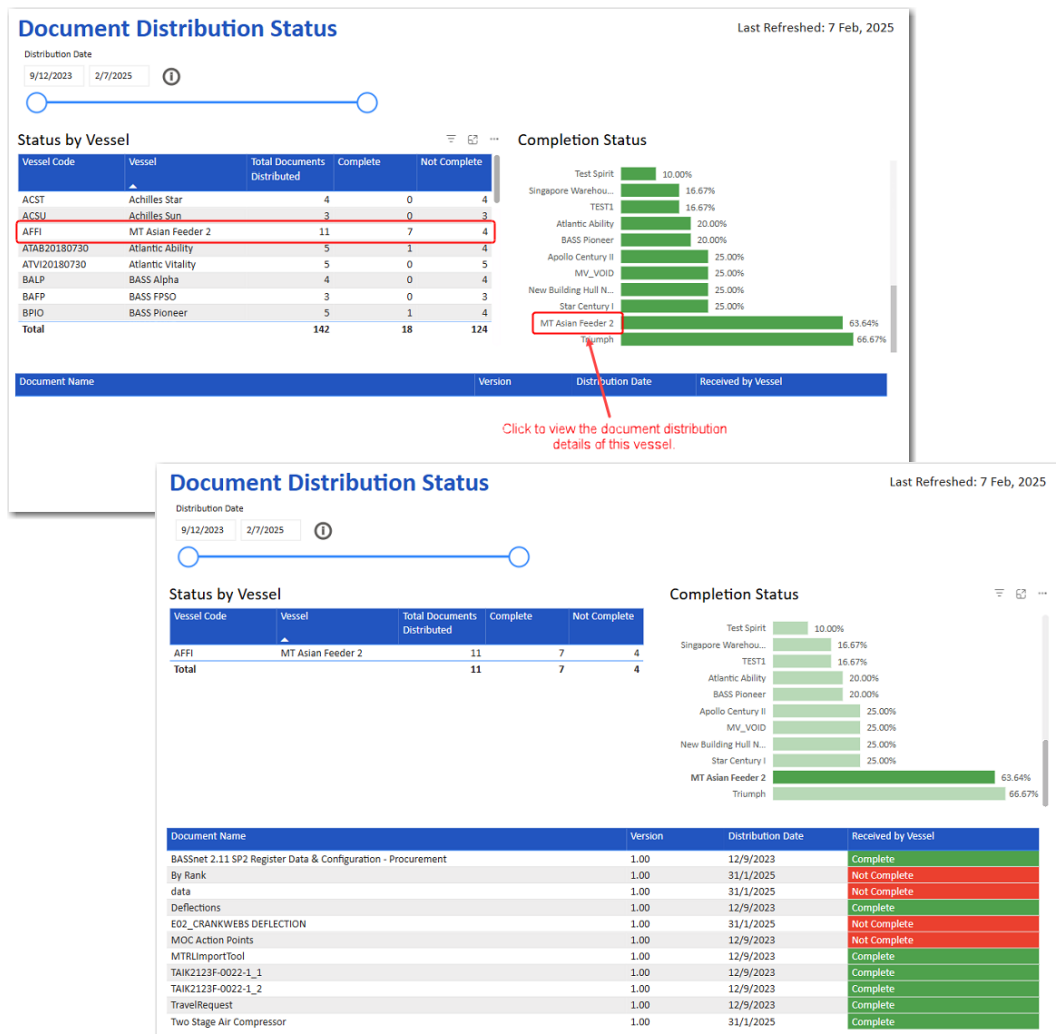
- ❑ **[CR 15938]** A new BI Report named **Document Distribution Status** is now available.

This report enables office users to track document availability onboard vessels after replication, providing a clear view of the total number of documents distributed for each vessel, how many have been received by the vessel, and how many have not.

The report displays data from the last two years to keep the document distribution information relevant and up to date.

Users can click on a specific vessel to view a detailed table listing each distributed document's name, version, distribution date, and receipt status for that vessel.

The **Completion Status** chart displays vessels by their document receipt rates, with vessels having the lowest completion percentages appearing at the top by default, making it easier to identify vessels that need follow-up.



Enhancement: GDPR Feature

- ❑ [CR 15939, 15940, 15941, 15942] Enhanced BI reports containing GDPR-sensitive information with data protection measures to align with BASSnet HR Manager's GDPR practices. The four reports updated are: **Crew Demographics Overview**, **Crew Retention Rate**, **Crew Attrition Rate**, and **Fleet World Map**.

With this enhancement, GDPR-based access control now determines whether crew personal details like nationality, age, and gender are masked or unmasked based on user permissions:

- **Admin users** can see all data without masking.
- **Restricted users** will see nationality and age masked with asterisks (*****), while gender will appear as blank.
- **Users with partial access** (e.g., access to certain Manning Agents, Pools, etc.) will see unmasked data only for records they have permission to access, while the rest remain masked.

Crew Demographics Overview, Crew Retention Rate & Crew Attrition Rate

Crew Details

Year

2024

Quarter

ALL

Month

ALL

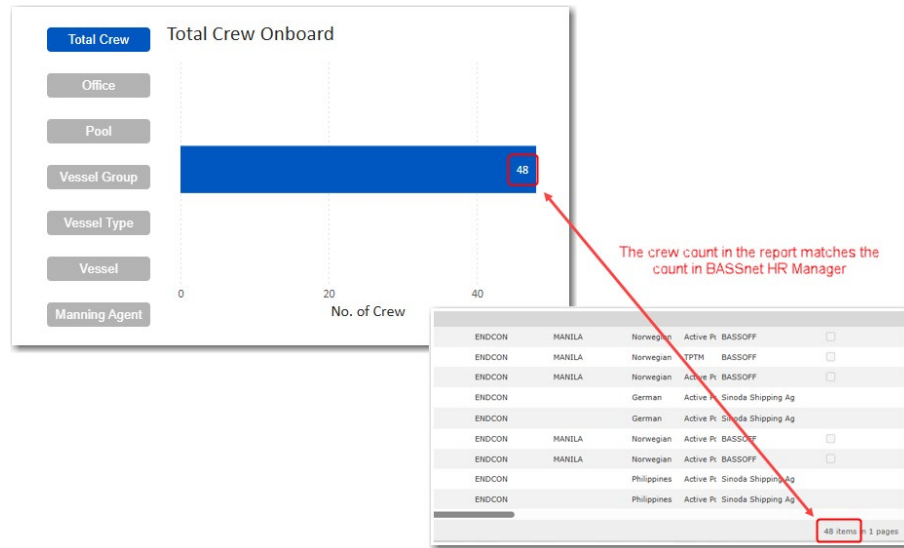
Crew URL	Latest Year	Latest Month	Crew IDN	Crew Name	Crew Rank	Rank Type	Rank Grouping	Crew Type	Nationality	Manning Agent	Age	Gender	Status
🔗	2024	Dec			Able Bodied Seaman	Rating	RATING	REGULAR CREW	*****	BASSOFF	*****		Active
🔗	2024	Dec			Able Bodied Seaman	Rating	RATING	REGULAR CREW	*****	BASSOFF	*****		Active
🔗	2024	Dec			Able Bodied Seaman	Rating	RATING	REGULAR CREW	*****	BASSOFF	*****		Active
🔗	2024	Dec			Able Bodied Seaman	Rating	RATING	REGULAR CREW	*****	BASSOFF	*****		Active
🔗	2024	Dec			Able Bodied Seaman	Rating	RATING	REGULAR CREW	*****	BASSOFF	*****		Active
🔗	2024	Dec			Able Bodied Seaman	Rating	RATING	REGULAR CREW	*****	BASSOFF	*****		Active
🔗	2024	Dec			Able Bodied Seaman	Rating	RATING	REGULAR CREW	*****	BASSOFF	*****		Active
🔗	2024	Dec			Able Bodied Seaman	Rating	RATING	REGULAR CREW	*****	BASSOFF	*****		Active
🔗	2024	Dec			Able Bodied Seaman	Rating	RATING	REGULAR CREW	*****	BASSOFF	*****		Active
🔗	2024	Dec			Able Bodied Seaman	Rating	RATING	REGULAR CREW	*****	BASSOFF	*****		Active
🔗	2024	Dec			Able Bodied Seaman	Rating	RATING	REGULAR CREW	*****	BASSOFF	*****		Active
🔗	2024	Dec			Able Bodied Seaman	Rating	RATING	REGULAR CREW	*****	BASSOFF	*****		Active
🔗	2024	Dec			Able Bodied Seaman	Rating	RATING	REGULAR CREW	*****	BASSOFF	*****		Active
🔗	2024	Dec			Able Bodied Seaman	Rating	RATING	REGULAR CREW	*****	BASSOFF	*****		Active
🔗	2024	Dec			Able Bodied Seaman	Rating	RATING	REGULAR CREW	*****	BASSOFF	*****		Active

Fleet World Map



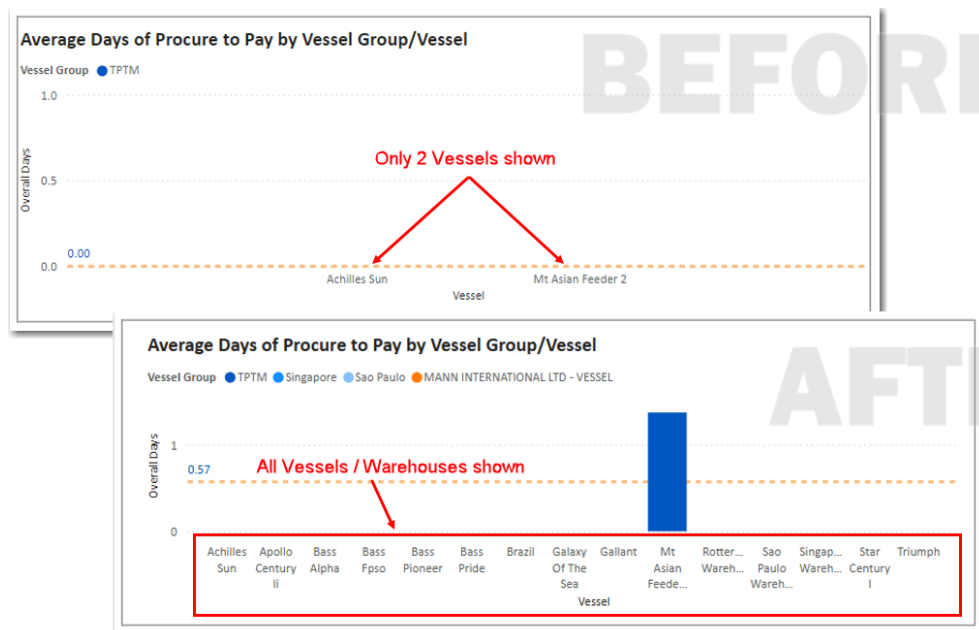
Enhancement: Crew Demographics Overview Report

- ❑ [CR 15939] Enhanced the **Crew Demographics Overview** report to display an accurate crew count in the **Total Crew Onboard** chart, ensuring it matches the crew count in BASSnet HR Manager.



Enhancement: Procure to Pay Average Days Report

- ❑ [CR 15880] Enhanced the **Procure to Pay Average Days** report to display data for all available vessels, aligning with the total number of vessels in the BASSnet Procurement module. This update ensures a complete and accurate vessel list across systems.



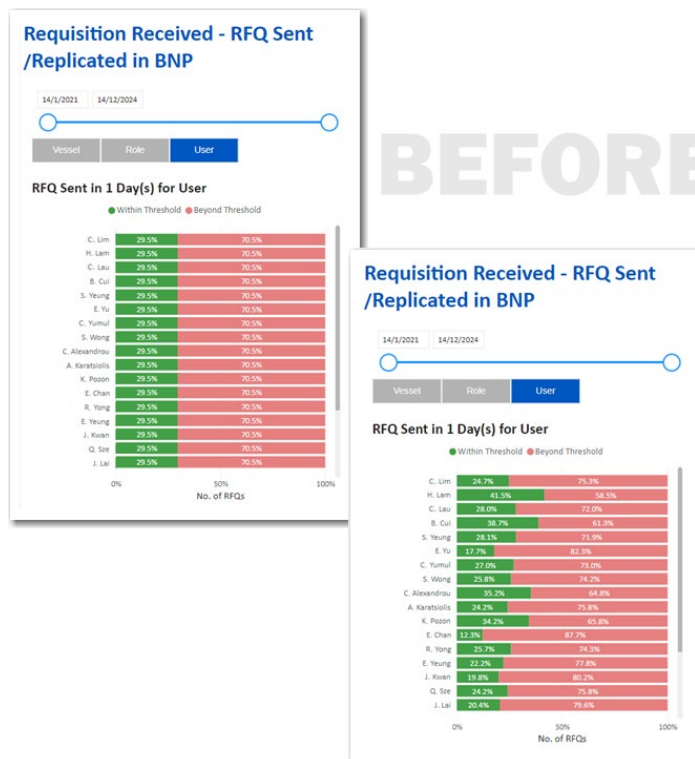
Enhancement: Procurement Efficiency KPI Report

- ❑ **[CR 15948]** Enhanced the accuracy of the **Procurement Efficiency KPI** report to ensure that only accurate and relevant data are displayed.

Previously, the **RFQ Sent in 1 Day(s)** chart showed equal *Within Threshold* and *Beyond Threshold* percentages for data items in each category (User, Role, Vessel, Vessel Group, Office, and Pool).

With this update, the *Within Threshold* and *Beyond Threshold* percentages are now accurately calculated based on the number of Purchase Orders the category is involved in.

The screenshot below shows the RFQ Sent in 1 Day(s) chart for the User category before and after the update.



Additionally, for the User category, the chart now only displays data for users actively involved in the RFQ process. Previously, it included all vessel crew and office staff, even if they were not part of the RFQ process.

Enhancement: Maintenance Overview Report

- ❑ **[CR 15879]** Enhanced the **Maintenance Overview** report to provide better data visibility and easier access to information. The following updates have been made to support this enhancement:

- **Dynamic Data Selection for Overall, Planned, and Unplanned Data**

The report now includes three options: **Overall**, **Replanned**, and **Unplanned** to view Maintenance Job data in one report. When an option is selected, the report will update dynamically to reflect the selected category.

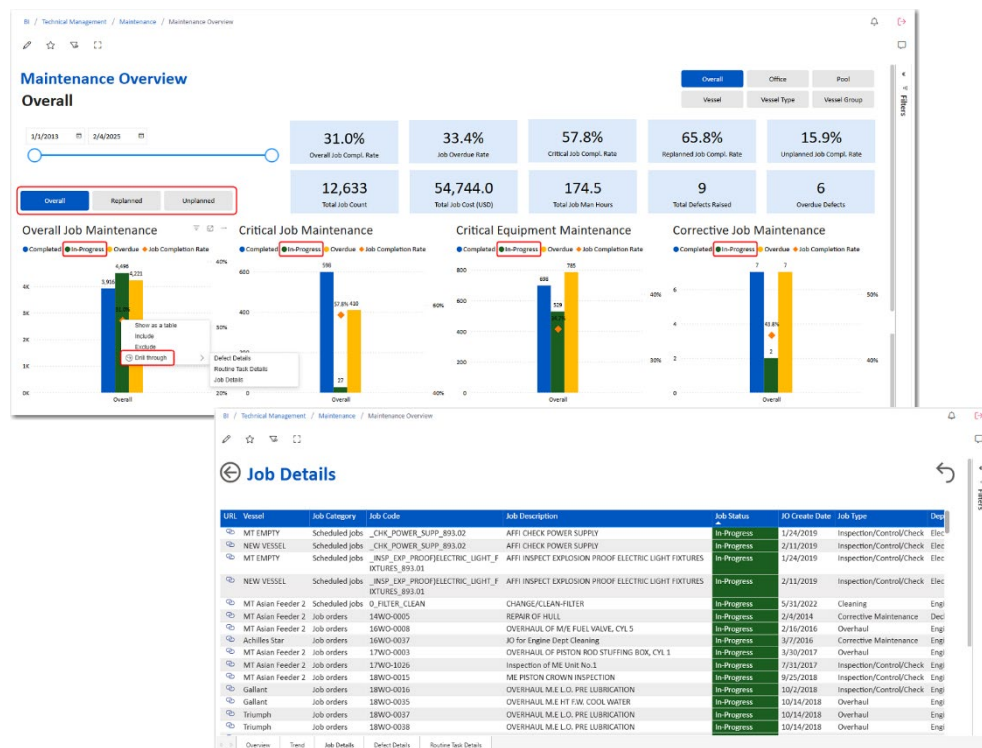
Previously, Overall, Replanned, and Unplanned jobs were displayed as separate charts, and their respective data were not reflected dynamically in the other charts.

- **Addition of 'In-Progress' Status in Charts**

A new 'In-Progress' status has been added in all charts except the **Total Man Hours** and **Total Cost** charts, enabling users to track ongoing Maintenance Jobs. Previously, only the 'Completed' and 'Overdue' statuses were available.

- **New Drill-Through feature to view details**

Users can now drill through the charts in the report to directly access **Defect**, **Routine Task**, and **Job Details**. For example, to view the job details of 'In-Progress' jobs, users can simply drill-through the status and select the **Job Details** option instead of manually filtering data.



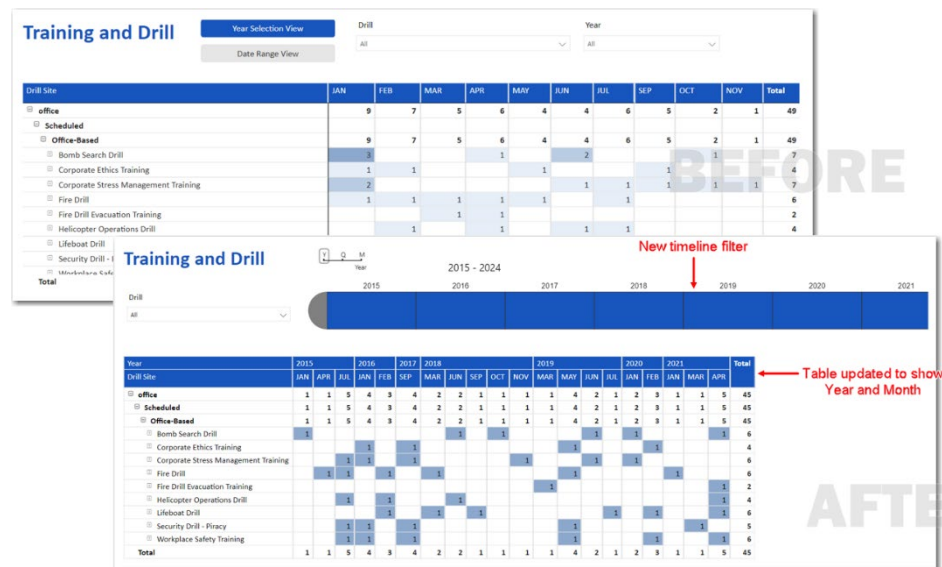
Enhancement: Drill Compliance Analysis Report

- ❑ **[CR 15881]** Enhanced the **Drill Compliance Analysis** report to improve data visibility and consistency by redesigning the report view and ensuring accurate drill compliance calculations. The following updates have been made to support this enhancement:

- **Standardised Report Filtering and Table View**

The previous report had two separate views based on Year Selection and Date Range, each with different filters and tables. The updated report now features a single view with a timeline filter, allowing users to select data by year, quarter, or month.

Additionally, the Training and Drills table is now grouped by year and month, making it easier to analyse number of training and drills over time.



- **Improved Drill Template Display and Calculation Accuracy**


Active drill templates are now displayed even if no drills were carried out during the filtered timeline. This update also ensures accurate calculations for **Target No. of Drills** and **Target Compliance Rate**, providing a more reliable view of drill compliance data.

View All Drills			
View Drills Below Target			
Site/Vessel Name	Drills	Target No. of Drills	Target Compliance Rate
Office-Based	45	1435	3.14%
Abandon Ship	0	117	0.00%
Bomb Search Drill	6	38	15.79%
Corporate Ethics Training	4	114	3.51%
Corporate Stress Management Training	6	114	5.26%
Emergency Steering & Gyro Failure	0	39	0.00%
Fire & Explosion	0	117	0.00%
Fire Drill	6	114	5.26%
Fire Drill Evacuation Training	2	70	2.86%

Enhancement: Fleet World Map Report

- ❑ **[CR 15942]** Enhanced URL handling in the **Fleet World Map** report to prevent misdirection.

The following updates have been made to support this enhancement:

- Removed the link icon  in the **Crew List** for customers that do not have access to BASSnet HR Manager.
- Updated the URL in the **Certificate** table so that users are directed to the **Certificate Management** screen in BASSnet.

BI Data Warehouse Enhancements

This section lists enhancements made to the BI Dashboard Data Warehouse.

❑ New Tables and Data Elements in BI Dashboard

Since v1.3, many new Tables and Data Elements have been added to the system to allow users to extract a larger variety of data into their BI Reports.

The following table displays the updates by domain in BI Dashboard from versions 1.3 to 1.3HF4:

Version	Description
BID 1.3	Initial version consists of: Management, Commons Safety & Quality Procurement Operations Technical Management Crewing Finance
BID 1.3 HF1	Commons Procurement Crewing Safety & Quality
BID 1.3 HF2	Commons Crewing
BID 1.3 HF3	Commons Crewing
BID 1.3 HF4	Commons Crewing Technical Management Safety & Quality Operations

Figure 1 - BI Dashboard DB Objects

BID 1.3HF1

Improvements to data elements compared to BID 1.3 with the addition of new ETL, tables, and data elements to support the updated Crewing report. The increase is also attributed to an update in Procurement and Commons data elements. Logic changes were also made in one of the Stored Procedures related to Safety & Quality.

BID 1.3HF2

Improvements to data elements compared to BID 1.3HF1 with the addition of new ETL, table, and data elements to support the new Crewing report. The increase is also attributed to an update in Commons data elements and changes in the Stored Procedure extraction logic.

BID 1.3HF3

Improvements to data elements compared to BID 1.3HF2 with the addition of new ETL, table, and data elements to support the new Crewing report. The increase is also attributed to updates to the existing Crewing Stored Procedure logic as well as introduction of additional Commons data elements.

BID 1.3HF4

Improvements to data elements compared to BID 1.3HF3 with the addition of new ETL, table, and data elements to support the new Technical Managements report. The increase is also attributed to updates to the existing Commons, Operations, and Safety & Quality data elements and Stored Procedure logic. Updates were also performed to existing Crewing ETL, table, and data elements to support enhancements related to GDPR.

☐ **Technical Documentation and Data Dictionary**

Technical documentation and the Data Dictionary for all BI Reports have been updated to include all the latest changes and reports introduced up to v1.3 HF4.

---End of Document---