

## BASSnet Financials 3.2 SP1 Release Notes

### Product Release Information

<b>Product:</b>	BASSnet™ Financials 3.2 SP1
<b>Release Number:</b>	BNF3.2 SP1
<b>Release Date:</b>	15th Dec 2023
<b>Customer Support:</b>	For more information or support, please visit our website <a href="http://www.bassnet.no/">http://www.bassnet.no/</a>

### This release addresses the following:

This release note describes all the changes in BASSnet Financials from version 3.2 to version 3.2SP1. Any further changes to the items in this note, if any, will be reflected in subsequent Patch Release Note documents.

## Table of Contents

Pre-Requisites.....	2
Hardware/Software Requirements .....	2
What's New .....	4
Detailed Enhancements .....	5
1. General .....	5
2. Home & Administration.....	6
Registers .....	6
3. General Ledger.....	10
4. Accounts Payable.....	11
5. Accounts Receivable .....	13
6. Financial Reporting .....	15

\*Alternatively, use the **Search** function (Ctrl+F) in this document to look for a particular topic or CR Number.

## Pre-Requisites

The customer's current BASSnet database version must be upgraded to the **BASSnet 2.11 SP2 HF2-000** patch release before the BASSnet Financials 3.2 SP1 upgrade kit is applied.

BASSnet Financials 3.2 SP1 will only support the 'https' security protocol.

## Hardware/Software Requirements

### Proposed Hardware Requirements

Component	Hardware Requirements
Client PC	2.5Ghz Duo Core Processor or above (System type: x32/x64)  4GB RAM or above 20GB Free Hard disk or above
File Server	Intel Xeon E3 Processor or above (System type: x64) (Recommended E5 Processor)  16GB RAM or above 200GB Free Hard disk or above (Recommended RAID5 Hard disk)
Database Server	Intel Xeon E3 Processor or above (System type: x64) (Recommended E5 Processor)  16GB RAM or above 200GB Free Hard disk or above (Recommended RAID5 Hard disk)

## Proposed Software Requirements and Compatible Versions

Product/ Platform	Version
Operating Systems	<p>Client:</p> <p>Windows 11 Professional (64-bit)</p> <p>Windows 10 Professional (64-bit)</p> <p>Server:</p> <p>Windows Server 2022 (64-bit)</p> <p>Windows Server 2019 (64-bit)</p> <p>Windows Server 2016 (64-bit)</p>
Databases	<p>Office:</p> <p>MS SQL Server 2022</p> <p>MS SQL Server 2019</p> <p>MS SQL Server 2017</p> <p>Vessel:</p> <p>MS SQL Server 2022 Express</p> <p>MS SQL Server 2019 Express</p> <p>MS SQL Server 2017 Express</p>

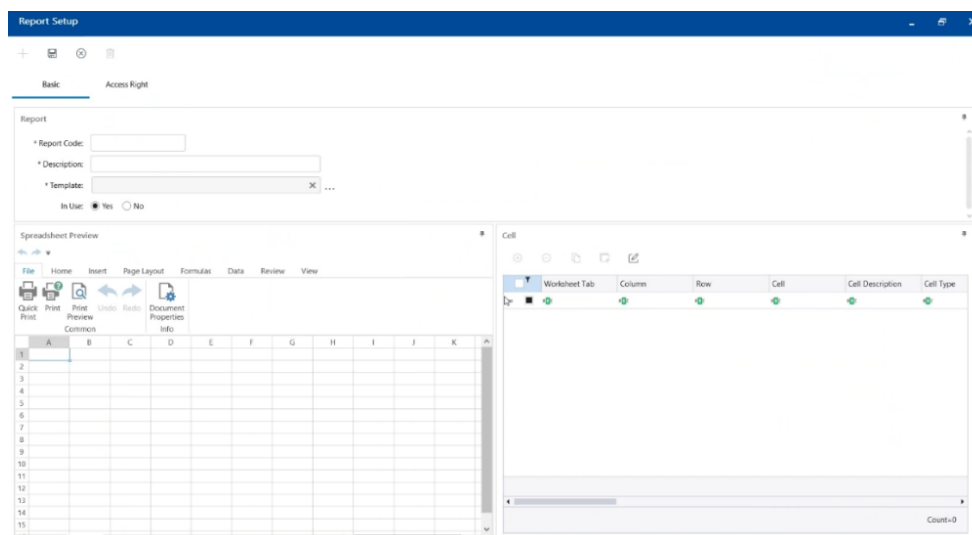
## What's New

This section summarises the key highlights of this version release. For a detailed list of all the changes, see [Detailed Enhancements](#) below.

### ❑ Revamped Financial Reporting for more Flexibility

In this latest update of the Financial Reporting module, we are moving away from the conventional Column and Row Setup to a more flexible Cell-based setup. With this enhancement, users gain granular control over each cell in their financial report, allowing you to define specific parameters unique to each cell.

The shift to a cell-based setup also provides an opportunity for users to add data extraction for system fields relevant to the report, such as the Company Name or Vessel Name, where previously users were only able to define the extraction of Account Balances.



This update aims to make financial reporting more adaptable to the unique requirements of every organization, and allow for more customisation for different types of reports.

(For more information, see [CR 14754](#))

### ❑ New Budget Types and Grouping

In response to the evolving needs of our users, we have expanded the reporting scope of budget data in BASSnet Financials. New Budget Types have been introduced for users to directly compare actual budget against the planned or forecast budget in their reports.

We have also introduced Budget Grouping to group multiple companies or multiple years of budget for access into consolidated results, historical and predictive accounting data.

This update aims to enhance the reporting capabilities of BASSnet Financials with regards to budget data, providing deeper insight and helping users to better measure the business results.

(For more information, see [CR 14757](#))

## Detailed Enhancements

### 1. General

General enhancements apply to multiple modules across BASSnet Financials.

- ❑ [CR 14873] The **Sum, Min, Max, Count** and **Average** results on any grid (accessed by right clicking at the bottom of the grid) will now be calculated based on selected items. (Previously, they were calculated based on all the items that were displayed in the grid, after filtering, if any).

12/1/2022	I	EUR	263.69	0.00	Closed
19/1/2022	I	EUR	2,937.30	0.00	Closed
25/1/2022	I	NOK	37,500.00	0.00	Closed
31/1/2022	I	EUR	2,237.10	0.00	Closed
14/2/2022	I	EUR	2,629.92	2,629.92	Open
21/2/2022	I	EUR	3,479.34	3,479.34	Open
16/3/2022	I	EUR	3,952.19	3,952.19	Open
20/3/2022	I	EUR	2,768.15	0.00	Closed
20/3/2022	I	SGD	88,000.00	88,000.00	Open

Sum=8,653.74

Σ Sum  
 Min  
 Max  
 N Count  
 Average  
 Customize...

Similarly, for grids with custom sums (i.e. for different currencies), the results will also now be calculated based on selected items.

EUR	0.00	2,693.44	0.00
EUR	0.00	141.76	0.00
EUR	0.00	4,156.54	0.00
EUR	0.00	218.76	0.00
EUR	0.00	4,260.75	0.00
EUR	0.00	224.25	0.00
EUR	0.00	5,739.77	0.00
EUR	0.00	302.09	0.00
EUR	0.00	3,952.19	0.00
EUR	0.00	208.01	0.00
EUR	0.00	4,119.87	0.00
EUR	0.00	7,464.29	0.00
GBP	0.00	0.00	0.00
HKD	0.00	0.00	0.00
NOK	0.00	0.00	0.00
SGD	0.00	0.00	0.00
USD	0.00	0.00	0.00

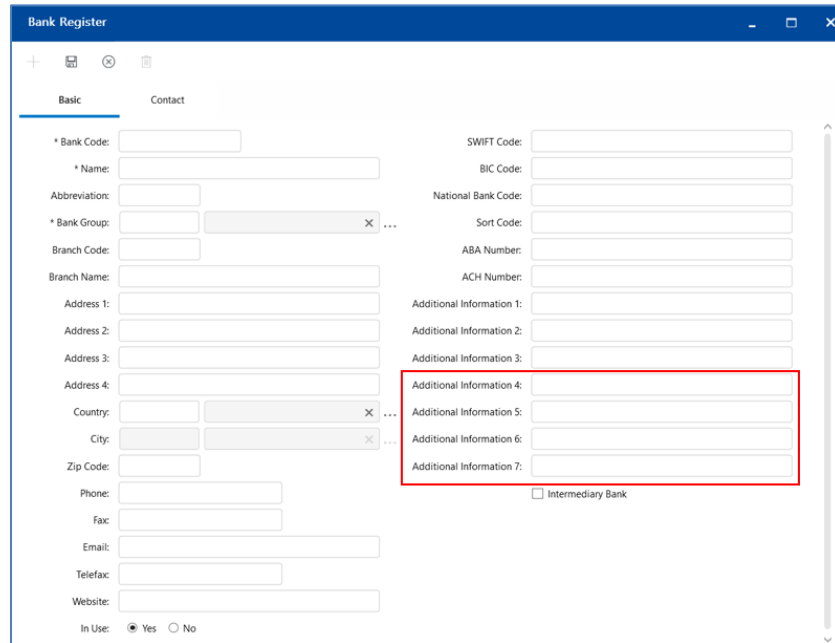
**Note:** If no items or 1 single line item is selected, the results will be calculated based on all items displayed, after filtering, if any.

## 2. Home & Administration

### Registers

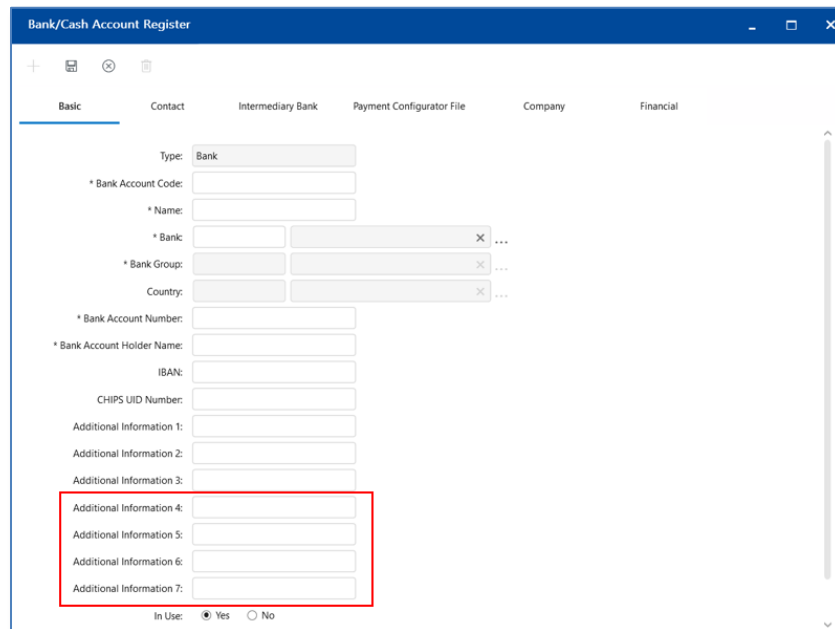
- ❑ [CR 14810] New **Additional Information 4-7** fields are now available on the following screens:

- **Bank register – Basic tab**



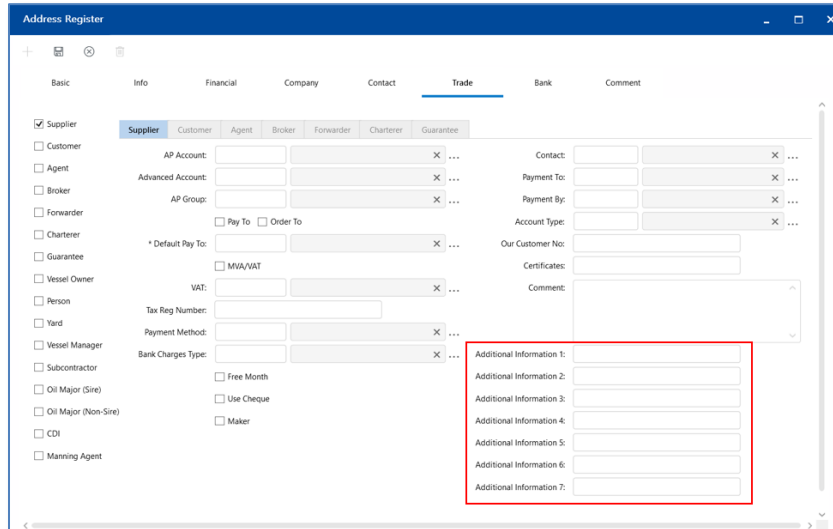
The screenshot shows the 'Bank Register' window with the 'Basic' tab selected. The form contains various fields for bank information. A red box highlights the 'Additional Information 4' through 'Additional Information 7' fields, which are new additions. The fields include: \* Bank Code, \* Name, Abbreviation, \* Bank Group, Branch Code, Branch Name, Address 1-4, Country, City, Zip Code, Phone, Fax, Email, Telefac, Website, In Use (radio buttons), SWIFT Code, BIC Code, National Bank Code, Sort Code, ABA Number, ACH Number, and a checkbox for 'Intermediary Bank'.

- **Bank/Cash Account register – Basic tab**

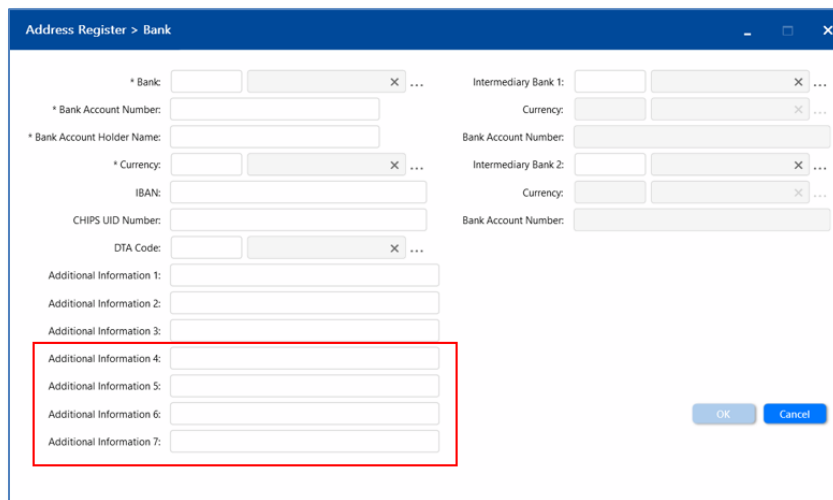


The screenshot shows the 'Bank/Cash Account Register' window with the 'Basic' tab selected. The form contains various fields for bank account information. A red box highlights the 'Additional Information 4' through 'Additional Information 7' fields, which are new additions. The fields include: Type (dropdown), \* Bank Account Code, \* Name, \* Bank, \* Bank Group, Country, \* Bank Account Number, \* Bank Account Holder Name, IBAN, CHIPS UID Number, and Additional Information 1-7. The 'In Use' field has radio buttons for 'Yes' and 'No'.

- **Address register – Trade and Bank tabs**

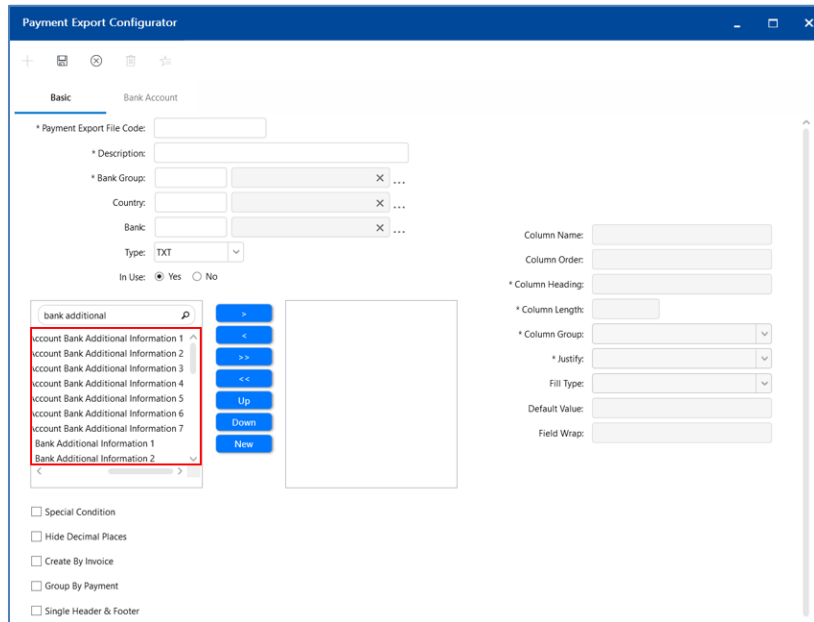


The screenshot shows the 'Address Register' window with the 'Trade' tab selected. The 'Supplier' sub-tab is active, showing a list of roles on the left (Supplier, Customer, Agent, Broker, Forwarder, Charterer, Guarantee, Vessel Owner, Person, Yard, Vessel Manager, Subcontractor, Oil Major (Sire), Oil Major (Non-Sire), CDI, Manning Agent) and a form on the right. The form includes fields for AP Account, Advanced Account, AP Group, Pay To, Order To, Default Pay To, MVA/VAT, Tax Reg Number, Payment Method, Bank Charges Type, Free Month, Use Cheque, Maker, Contact, Payment To, Payment By, Account Type, Our Customer No, Certificates, and Comment. A red box highlights the 'Additional Information' section, which contains seven text input fields labeled 'Additional Information 1' through 'Additional Information 7'.



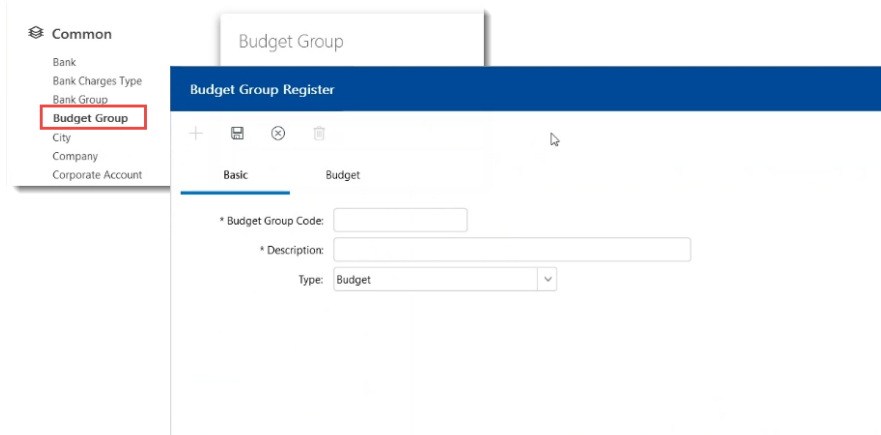
The screenshot shows the 'Address Register > Bank' window. It contains a form for bank-related information. Fields include: \* Bank, \* Bank Account Number, \* Bank Account Holder Name, \* Currency, IBAN, CHIPS UID Number, DTA Code, Intermediary Bank 1, Currency, Bank Account Number, Intermediary Bank 2, Currency, Bank Account Number, and seven 'Additional Information' fields. A red box highlights the 'Additional Information' section, which contains seven text input fields labeled 'Additional Information 1' through 'Additional Information 7'. At the bottom right, there are 'OK' and 'Cancel' buttons.

As a result, the new additional fields will also appear on the **Payment Export Configurator** screen.



The **Payment Export Configurator** window is shown. It has a **Basic** tab and a **Bank Account** section. Fields include: \* Payment Export File Code, \* Description, \* Bank Group (with a dropdown and 'X' button), Country (with a dropdown and 'X' button), Bank (with a dropdown and 'X' button), Type (TXT), and In Use (Yes/No radio buttons). A **bank additional** section contains a list of items: account Bank Additional Information 1, account Bank Additional Information 2, account Bank Additional Information 3, account Bank Additional Information 4, account Bank Additional Information 5, account Bank Additional Information 6, account Bank Additional Information 7, Bank Additional Information 1, and Bank Additional Information 2. The last two are highlighted with a red box. Navigation buttons (Up, Down, New) are to the right. On the right side, there are fields for Column Name, Column Order, \* Column Heading, \* Column Length, \* Column Group, \* Justify, Fill Type, Default Value, and Field Wrap.

- ❑ [CR 14757] A new **Budget Group** common register is now available on the **Register Setup** screen to group budgets set up in the **Budget** register. Only 1 budget per year and currency type (base/report) for each company is allowed in a budget group. Select the budgets under the **Budget** tab.



The **Budget Group Register** window is shown. It has a **Common** tab and a **Budget Group** section. The **Budget Group** section is highlighted with a red box. The **Budget Group Register** window has a **Basic** tab and a **Budget** section. Fields include: \* Budget Group Code, \* Description, and Type (Budget).

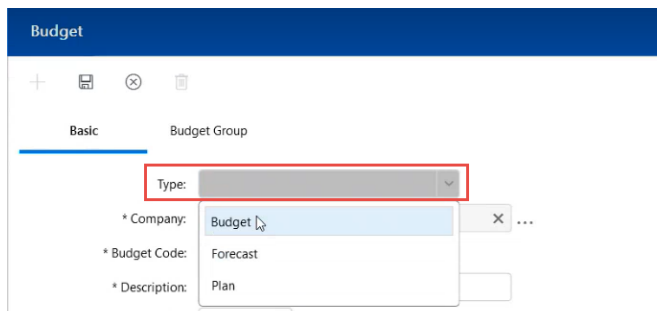
New **Forecast** and **Plan** budget types have also been introduced to provide more flexibility in the types of budgets that are available.

In addition, new access rights have been added to control access to the register.

As a result, the following changes have been made in the **Budget** register:

- the **Type** column/field has been added to the **Find** and entry screens
- the entry screen has been divided into **Basic** and **Budget Group** tabs. Budgets can be assigned to budget groups under the Budget Group tab.





**Budget**

Basic Budget Group

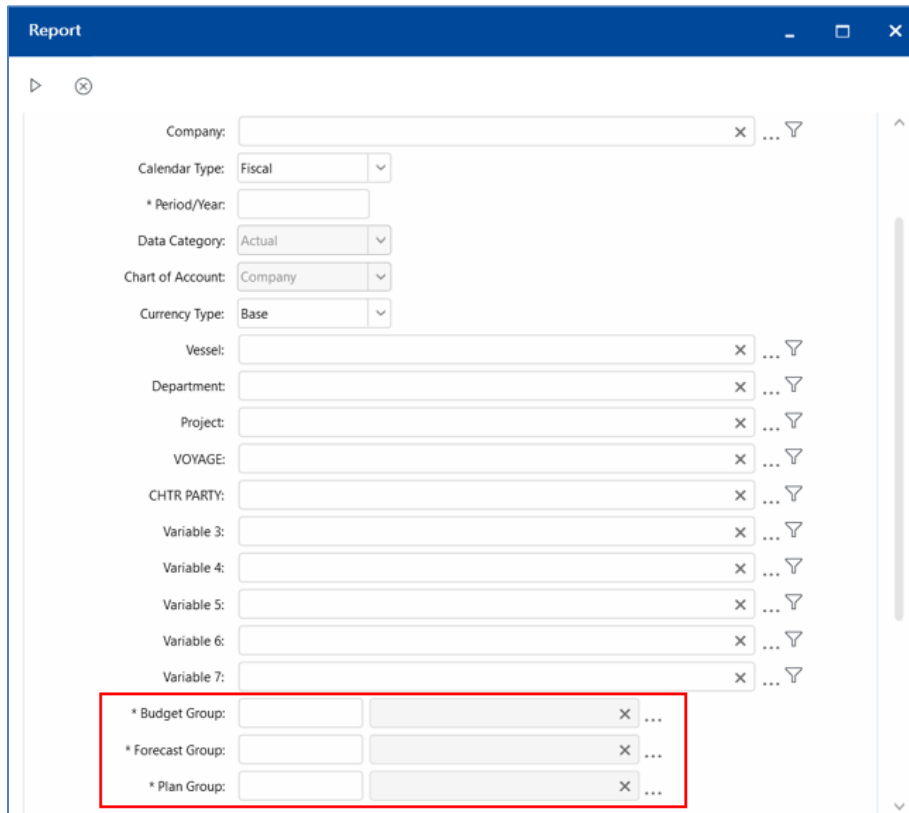
Type: Budget

\* Company: Budget X ...

\* Budget Code: Forecast

\* Description: Plan

Budget, Forecast and Plan Groups created in the register can be selected when generating reports on the **Report** screen in the **Financial Reporting** module. This allows users to generate a report with multiple companies, budgets and years. The following new fields have been added:



**Report**

Company:  X ...

Calendar Type: Fiscal v

\* Period/Year:

Data Category: Actual v

Chart of Account: Company v

Currency Type: Base v

Vessel:  X ...

Department:  X ...

Project:  X ...

VOYAGE:  X ...

CHTR PARTY:  X ...

Variable 3:  X ...

Variable 4:  X ...

Variable 5:  X ...

Variable 6:  X ...

Variable 7:  X ...

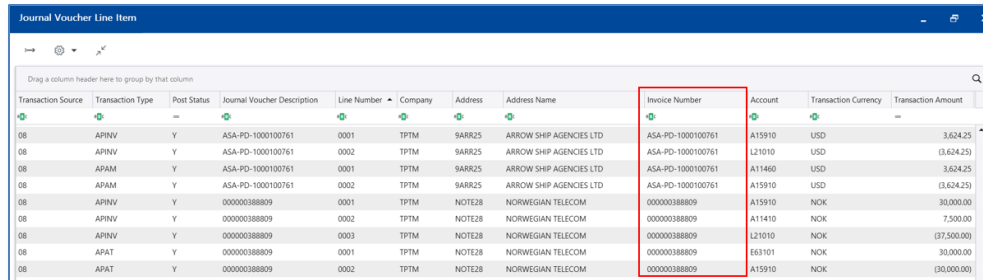
\* Budget Group:   X ...

\* Forecast Group:   X ...

\* Plan Group:   X ...

### 3. General Ledger

- ❑ [CR 14874] In the **GL Account Balance – Line Item** and **Journal Voucher Line Item** reports, line items for invoices with APAM and APAT transaction types will now display the **Invoice Number**.



Transaction Source	Transaction Type	Post Status	Journal Voucher Description	Line Number	Company	Address	Address Name	Invoice Number	Account	Transaction Currency	Transaction Amount
08	APINV	Y	ASA-PD-1000100761	0001	TPTM	9ARR25	ARROW SHIP AGENCIES LTD	ASA-PD-1000100761	A15910	USD	3,624.25
08	APINV	Y	ASA-PD-1000100761	0002	TPTM	9ARR25	ARROW SHIP AGENCIES LTD	ASA-PD-1000100761	L21010	USD	(3,624.25)
08	APAM	Y	ASA-PD-1000100761	0001	TPTM	9ARR25	ARROW SHIP AGENCIES LTD	ASA-PD-1000100761	A11460	USD	3,624.25
08	APAM	Y	ASA-PD-1000100761	0002	TPTM	9ARR25	ARROW SHIP AGENCIES LTD	ASA-PD-1000100761	A15910	USD	(3,624.25)
08	APINV	Y	000000388809	0001	TPTM	NOTE28	NORWEGIAN TELECOM	000000388809	A15910	NOK	30,000.00
08	APINV	Y	000000388809	0002	TPTM	NOTE28	NORWEGIAN TELECOM	000000388809	A11410	NOK	7,500.00
08	APINV	Y	000000388809	0003	TPTM	NOTE28	NORWEGIAN TELECOM	000000388809	L21010	NOK	(37,500.00)
08	APAT	Y	000000388809	0001	TPTM	NOTE28	NORWEGIAN TELECOM	000000388809	E63101	NOK	30,000.00
08	APAT	Y	000000388809	0002	TPTM	NOTE28	NORWEGIAN TELECOM	000000388809	A15910	NOK	(30,000.00)

- ❑ [CR 14748] The following enhancements have been made to the **Audit File Generator**:
  - On the **Find** screen, a new **Company** field has been added. In addition, the **From/To** fields have been renamed to **Fiscal Year From/To**.

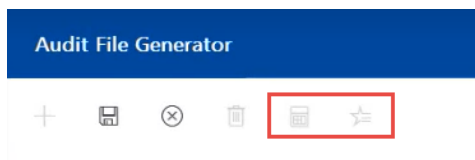


**General Ledger - Audit File Generator**

Company:  ...

Fiscal Year From:  Fiscal Year To:

- On the Entry screen, the **Favorite** icon has been added and the **Results** icon have been updated for standardisation.



**Audit File Generator**

Icons: +, Save, Close, Delete, Results, Favorite

- On the Entry screen, the **Manage Filter** section has been removed as it is not necessary for the Audit File Generator.



Saved Filters:

Filter Name:

Buttons: Removed, Add, Update, Remove, Use

- On the Entry screen, under the Company Selection section, a new **Bank/Cash Account** field has been added to comply with the audit file requirement, and the **Reference Number** field has been moved to the top.

Company Selection

Reference Number:

\* Country: NO  Norway  ...

\* Company:   ...

\* User ID:   ...

\* Bank/Cash Account:   ...

Header Comment:

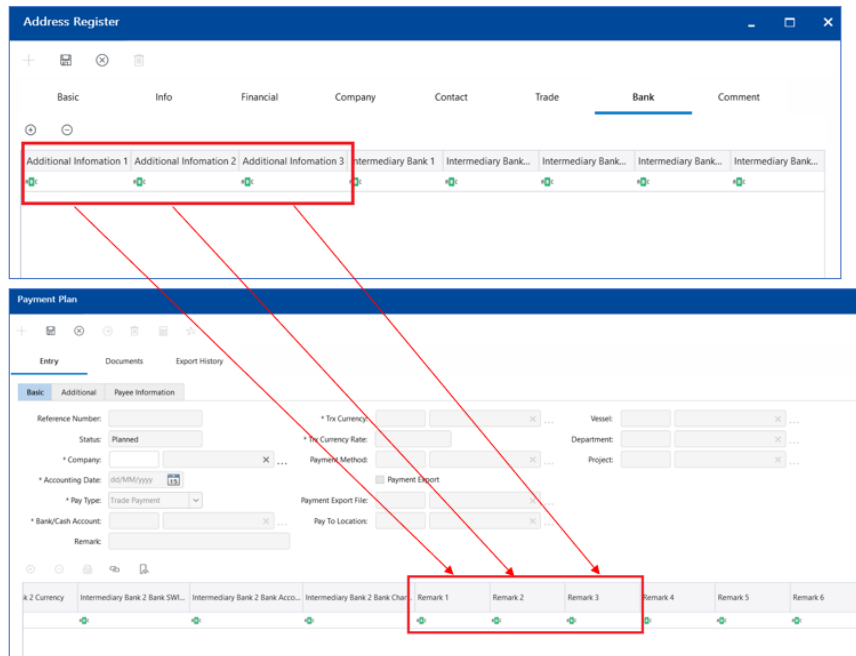
- Changes have been made to the mapping in which the system uses to extract the data included in the output file.

#### 4. Accounts Payable

- ❑ [CR 14744] The following enhancements have been made to the payment processes below:

- **Payment Plan**

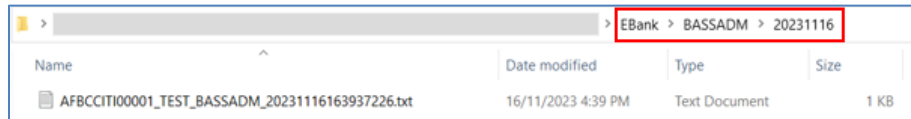
- When selecting open invoices in a new Payment Plan entry, the **Remark 1, 2, 3** columns will now be automatically populated from the **Additional Information 1, 2, 3** columns in the **Address** register – **Bank** tab.



The screenshot displays two software windows. The top window, 'Address Register', has tabs for Basic, Info, Financial, Company, Contact, Trade, Bank, and Comment. The 'Bank' tab is active, showing a table with columns: Additional Information 1, Additional Information 2, Additional Information 3, and five Intermediary Bank columns. The bottom window, 'Payment Plan', has tabs for Entry, Documents, and Export History. The 'Entry' tab is active, showing a form with fields for Reference Number, Status, Company, Accounting Date, Pay Type, Bank/Cash Account, Remark, and various payment-related fields. Below the form is a table with columns: k2 Currency, Intermediary Bank 2 Bank SWL, Intermediary Bank 2 Bank Acco..., Intermediary Bank 2 Bank Char, Remark 1, Remark 2, Remark 3, Remark 4, Remark 5, and Remark 6. Red arrows originate from the 'Additional Information 1', 'Additional Information 2', and 'Additional Information 3' columns in the 'Address Register' and point to the 'Remark 1', 'Remark 2', and 'Remark 3' columns in the 'Payment Plan' table, respectively.

### • Payment Export

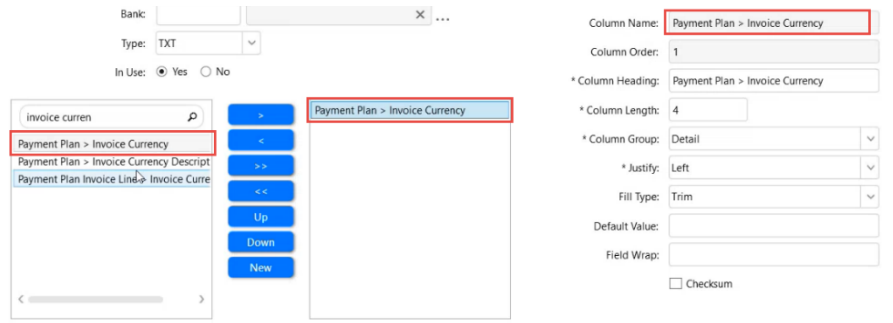
- When generating the payment export file, the system will no longer allow users to select the location of the output. Users can later find the file by searching for the entry on the **Payment Export - Find** screen or **Payment Export – Documents** tab and checking the **File Path** column. This change was made to restrict access to the folder from the system.
- The generated payment export file folder structure has been changed to make it easier for users to find their generated file. The folder structure is now separated for each user: **Ebank > UserID > yyyyMMdd**.



Name	Date modified	Type	Size
AFBCCITI00001_TEST_BASSADM_20231116163937226.txt	16/11/2023 4:39 PM	Text Document	1 KB

### • Payment Export Configurator

- The selected columns in the right panel will now have the same column name as the selected columns in the left panel to make it easier to identify.



Bank:  ...

Type:

In Use: ☒ Yes ☐ No

Column Name:

Column Order:

\* Column Heading:

\* Column Length:

\* Column Group:

\* Justify:

Fill Type:

Default Value:

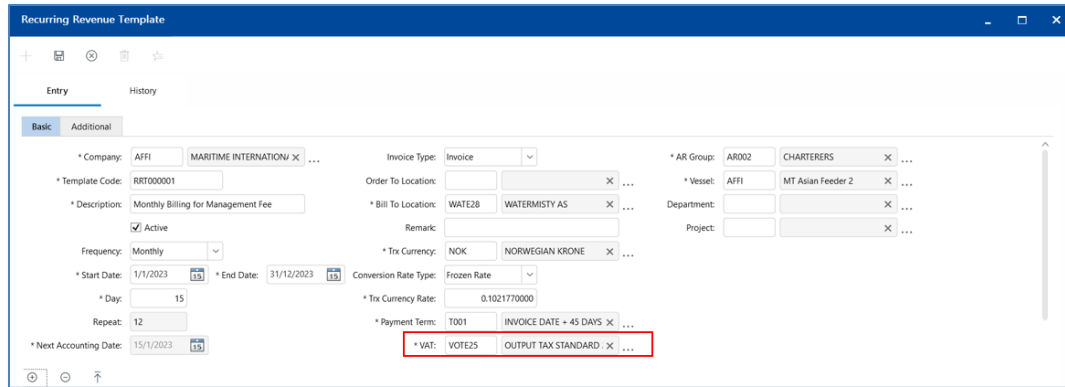
Field Wrap:

☐ Checksum

- New **Additional Information 4-7** system fields have been added ([CR 14810](#)).

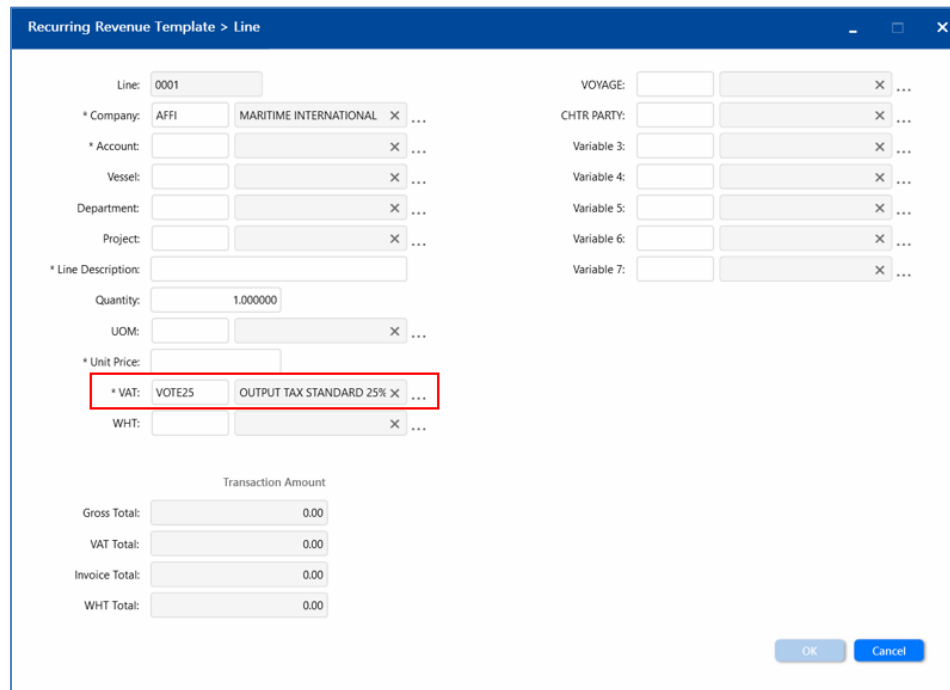
## 5. Accounts Receivable

- ❑ [CR 14731] A new **VAT** field is now available in the header section of the **Recurring Revenue Template** screen to allow users to input VAT information at header level that will be adopted automatically by the line items.



The screenshot shows the 'Recurring Revenue Template' window. The 'Basic' tab is selected. The 'VAT' field is highlighted with a red box, showing 'VOTE25' and 'OUTPUT TAX STANDARD'. Other fields include Company (AFFI), Template Code (RRT000001), Description (Monthly Billing for Management Fee), Frequency (Monthly), Start Date (1/1/2023), End Date (31/12/2023), Day (15), Repeat (12), Next Accounting Date (15/1/2023), Invoice Type (Invoice), Order To Location (WATE26), Bill To Location (WATERMISTY AS), Remark, Trx Currency (NOK), Conversion Rate Type (Frozen Rate), Trx Currency Rate (0.102177000), Payment Term (T001), Invoice Date + 45 DAYS, AR Group (AR002), Charterers (MT Asian Feeder 2), Vessel (AFFI), Department, and Project.

By default, the **VAT** field will display the VAT for the selected **Bill To Location** (set in the **Address Register**). This VAT will then be used when adding line items in the grid below.



The screenshot shows the 'Recurring Revenue Template > Line' window. The 'VAT' field is highlighted with a red box, showing 'VOTE25' and 'OUTPUT TAX STANDARD 25%'. Other fields include Line (0001), Company (AFFI), Account, Vessel, Department, Project, Line Description, Quantity (1.000000), UOM, Unit Price, WHIT, VOYAGE, CHTR PARTY, Variable 3, Variable 4, Variable 5, Variable 6, Variable 7, Transaction Amount, Gross Total (0.00), VAT Total (0.00), Invoice Total (0.00), and WHIT Total (0.00). The 'OK' and 'Cancel' buttons are at the bottom right.

As a result, the **VAT** field was added to the **Manage Query** screen, and the **VAT** and **VAT Description** fields were added to the **Manage Layout** screen.

Recurring Revenue Template > Manage Query

Saved Query:

☐ Default

Selection

Company:

Recurring Revenue Template:

Status:

AR Group:

Order To Location:

Bill To Location:

Invoice Type:

Trx Currency:

Payment Terms:

**VAT:**

Conversion Rate Type:

Frequency:

Next Accounting Date From:   Next Accounting Date To:

Start Date From:   Start Date To:

End Date From:   End Date To:

Recurring Revenue Template > Manage Layout

Saved Layout:

☐ Default

Search Columns...

☐ Transaction Invoice Amount

☐ Transaction VAT Amount

☐ Transaction WHT Amount

☐ VOYAGE

☐ VOYAGE Description

☐ CHTR PARTY

☐ CHTR PARTY Description

☐ Variable 3

☐ Variable 3 Description

☐ Variable 4

☐ Variable 4 Description

☐ Variable 5

☐ Variable 5 Description

☐ Variable 6

☐ Variable 6 Description

☐ Variable 7

☐ Variable 7 Description

☐ **VAT**

☐ **VAT Description**

☐ Vessel

☐ Vessel Name

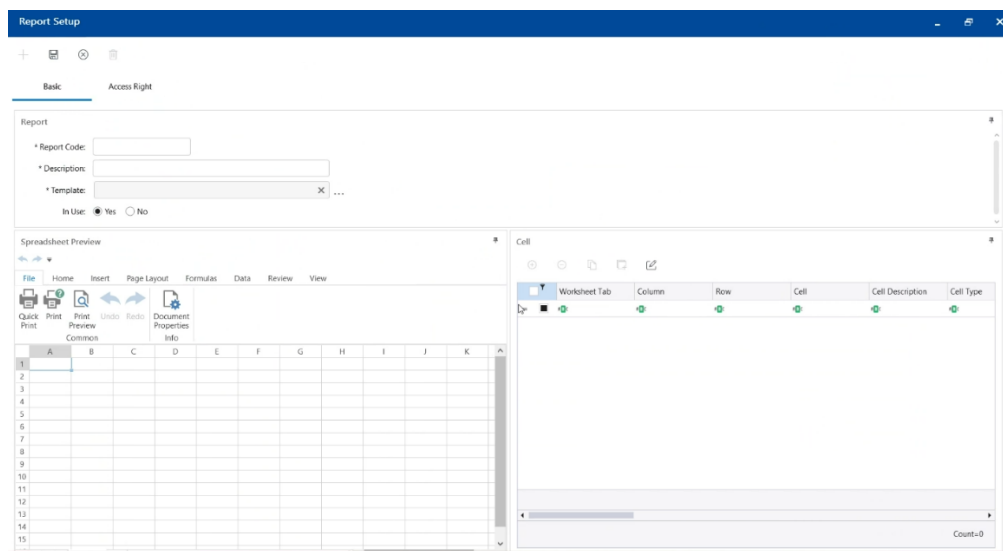
When performing the **Recurring Revenue Update**, the system will now use the **VAT** from the header section of the Recurring Revenue Template instead to populate into the new sales entry. The **VAT Currency Rate** will also be automatically populated into the new sales entry (based on the **Currency Rate** register of the company).

## 6. Financial Reporting

- ❑ [CR 14754] The **Column Setup** and **Row Setup** screens have been removed to make way for cell-based report setups.

As a result, the **Report Setup** screen has been revamped as follows:

- The **Basic** tab has been divided into two panels: **Spreadsheet Preview** and **Cell**.
- Under the **Basic** tab, enter the **Report Code** and **Description**. Then select the **Template** file (.xlsx). The file selected will be displayed in the **Spreadsheet Preview** panel.
- Then click **Add** (+) in the **Cell** panel to define the cells in the report template.



- On the **Report Setup > Cell** screen, enter the **Column** and **Row**, then select the **Cell Type** (Account Balance or Mapping Field). Previously, only Account Balance were available. The **Mapping Field** option allows users to populate the cell with a system field value (for example, Company Name, Department, Project, etc.).

**Report Setup > Cell**

\* Worksheet Tab: Sheet1

\* Column | Row: [ ] [ ]

Cell: [ ]

Cell Description: [ ]

Cell Type: Account Balance

Mapping Field: [ ] [X] ...

Data Category: [ ] [X] ...

Sum Method: Accumulate Input Periods

Year: Input Year

Period: [ ] [X] ...

Flip Amount Sign: ☐ Yes ☒ No

Chart of Account: [ ] [X] ...

Account: [ ] [X] ...

Currency Type: [ ] [X] ...

Company: [ ] [X] ...

Vessel: [ ] [X] ...

Department: [ ] [X] ...



Project: [ ] [X] ...

VOYAGE: [ ] [X] ...






CHTR PARTY: [ ] [X] ...

- Depending on the **Cell Type**, select the **Mapping Field** or the **Account Balance** details in other fields. Any details selected here will supercede the selections on the **Report** run screen if there are any conflicting selections.

(For example, if a cell is set up with Account E61000, but a different Account is later selected on the **Report** run screen, E61000 will be used as the account for that cell. Hence, leave the field empty if you do not want it to be fixed to a particular selection.)

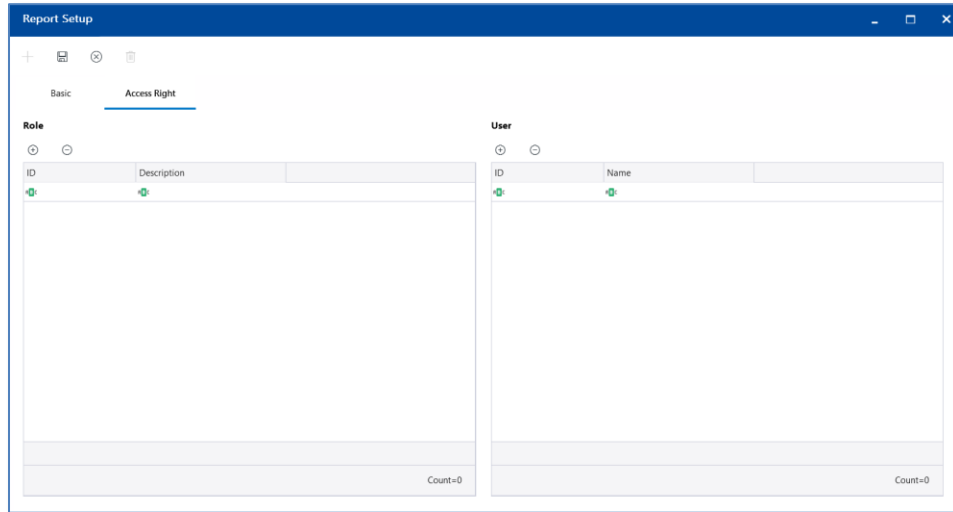
- The **Copy**  and **Clone**  functions are also available in the **Cell** panel on the **Report Setup** screen to *copy* the cell setup from other reports, or *clone* an existing cell setup from the same report, respectively.

**Cell**

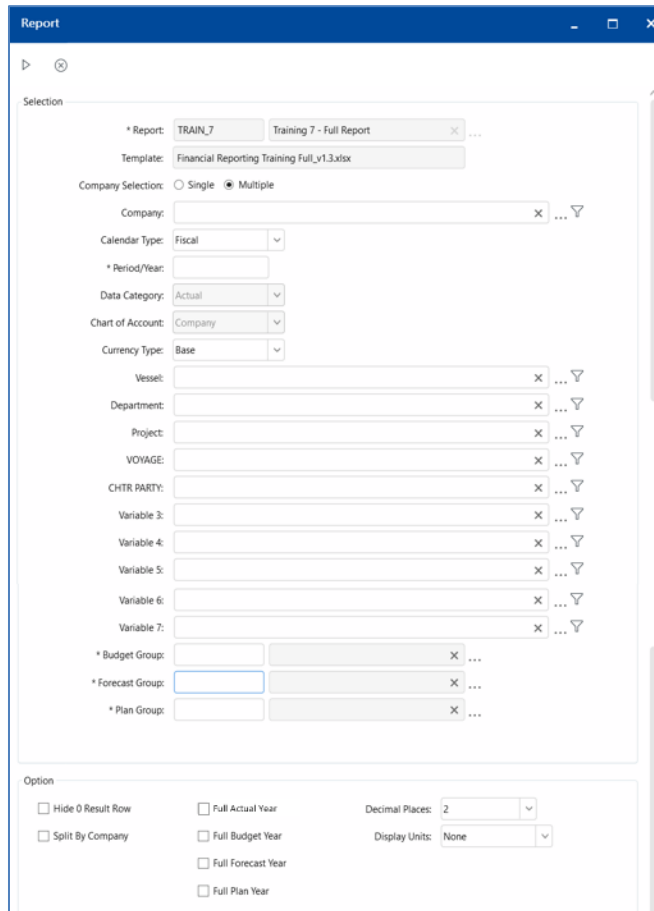


- Under the **Access Right** tab, the screen is now split into **Role** and **User** panels.



The **Report** run screen has also been revamped as follows:

- Dimensional and Runtime report type screens will now be combined into 1 single run screen.



**Report**

Selection

\* Report: TRAIN\_7 Training 7 - Full Report

Template: Financial Reporting Training Full\_v1.3.xlsx

Company Selection: ☐ Single ☒ Multiple

Company: [Dropdown]

Calendar Type: Fiscal

\* Period/Year: [Dropdown]

Data Category: Actual

Chart of Account: Company

Currency Type: Base

Vessel: [Dropdown]

Department: [Dropdown]

Project: [Dropdown]

VOYAGE: [Dropdown]

CHTR PARTY: [Dropdown]

Variable 3: [Dropdown]

Variable 4: [Dropdown]

Variable 5: [Dropdown]

Variable 6: [Dropdown]

Variable 7: [Dropdown]

\* Budget Group: [Dropdown]

\* Forecast Group: [Dropdown]

\* Plan Group: [Dropdown]

Option

☐ Hide 0 Result Row ☐ Full Actual Year ☐ Full Budget Year ☐ Full Forecast Year ☐ Full Plan Year

Decimal Places: 2

Display Units: None

- The following fields have been renamed/added/removed:

3.2	3.2 SP1
Report ID	Report
Report Template	Template
-	Company Selection [Temporary Use only – will be removed later]
Company	Company
Current Calendar Period	[Removed]
Calendar Type ( <i>radio button</i> )	Calendar Type ( <i>drop-down</i> )
Month/Year	Period/Year or Month/Year
-	Data Category [New!]
-	Chart of Account [New!]
Currency ( <i>radio button</i> )	Currency Type ( <i>drop-down</i> )
Fiscal Period in Range	[Removed]
Month/Year From and Month/Year To	Period/Year or Month/Year
Vessel	Vessel
Department	Department
Project	Project
Variable 1-7	Variable 1-7
Budget	Budget [Temporary Use only – will be removed later]
Revision	[Removed]
-	Budget Group [New!]
-	Forecast [Temporary Use only – will be removed later]

-	Forecast Group [New!]
-	Plan [Temporary Use only – will be removed later]
-	Plan Group [New!]
Suppress Zero	Hide 0 Result Row
Split By Company	Split By Company
-	Full Actual Year [New!]
-	Full Budget Year [New!]
-	Full Forecast Year [New!]
-	Full Plan Year [New!]
-	Decimal Places [New!]
-	Display Units [New!]

- Drill down to Journal Voucher Line Item Report/GL Account Balance Line Item Report is now available and replaced Group Query Detail.
- The **Saved Filter** section has been removed as it is not relevant for the Report run screen.

**Notes:**

- *Customers using BASSnet/HR Manager 2.11 SP2 and BASSnet Financials 3.2 must use the new Bank registers in BASSnet Financials to manage bank information.*
- *For upgrade customers, please contact BASS for existing record handling.*

---End of Document---